

Protocol-A(Soaking Fingerprints)

1. Designated finger should be cleaned thoroughly with 70% alcohol (**rubbing alcohol**) or mild soap and water.
2. Dry designated finger with clean gauze or paper towel. ***Not included in kit**
3. Soak desired finger in KDL Rehydration solution for 15 minutes. Place soaker filled container on warmer. Solution takes about 10-15 minutes to warm. If finger is extremely dehydrated soak an extra 15 minutes. (**procedure should take no longer than 30 minutes**) *See example on other page.
4. After finger has soaked, wipe off excess solution with clean gauze or paper towel.
5. Finger is ready for printing process.

Protocol-B (Injecting Solution into Fingertip) Only Use This Technique With Cadavers

1. Designated finger should be thoroughly cleaned with 70% alcohol.
2. Syringe up desired amount of solution. ***Expert tip: use a soaker container and warm a small amount of solution for 10-15 minutes.**
3. Inject solution on the side of fingertip. *See example on other page. ***Expert tip: inject solution slowly about 1cc at a time----pause----don't be alarmed, some solution may come out that is normal, continue to inject more solution in the same area or opposite side of the fingertip.**
4. As Fingertip is starting to relax at this point skin is rehydrating, normally this takes about 15 to 30 minutes.
5. Wipe fingertip with clean gauze or paper towel.
6. Finger is ready for printing process

Protocol-C (Misting Rehydration Spray)

1. Clean designated finger with 70% alcohol.
2. Dry designated finger with clean gauze or paper towel.
3. Mist designated finger thoroughly. *See example on other page.
4. Press finger on clean gauze lightly or paper towel (**gentle enough to rid of rehydration residue.**)
5. Finger is ready for print or scanning process.

Limitations and warranty:

There are no warranties, expressed or implied. KDL Solutions is not liable for personal damage or personal injury caused by this product.


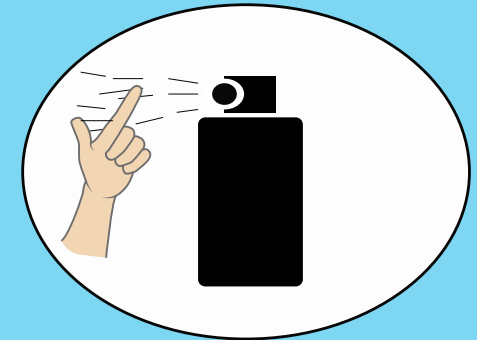
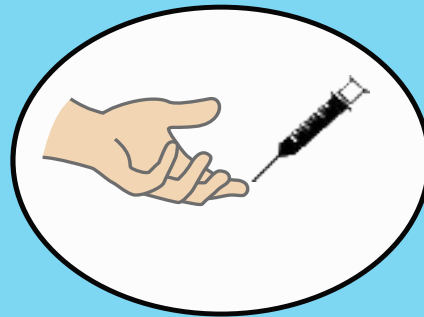

Any Additional Questions:

Contact:

*Kimberly R. Wright, BS HT
(ASCP)*

*KDL Technical Specialist
P-601-606-4051*

TIPS



Kit Contents:

- 4- 500mls Concentrate Rehydration Solution.
- 9- Soaker Containers with Foam
- 9- Misting Bottles
- 20- Syringes
- 1- Warmer
- 1- Box Alcohol Wipes

**Rehydration solution is concentrated.
Dilute 1:10 ratio. (1 part concentrated
solution. 9ml deionized water.)**